

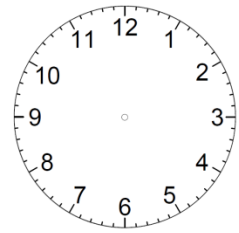
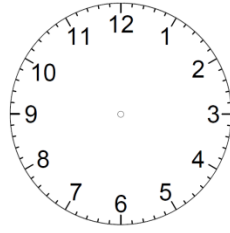
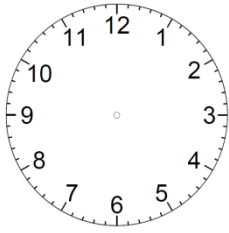
## TASK FRAME

<p style="text-align: center;"><b>YOUNG WORLD UNIT &amp; TOPIC</b></p> <p>Young World 1 Unit 5, Around the clock</p>	<p style="text-align: center;"><b>TASK</b></p> <p style="text-align: center;"><b>My diary</b></p> <ul style="list-style-type: none"> <li>• Pupils know the time and think over their diary.</li> <li>• They choose 6 situations of their day and draw it with line men.</li> </ul>	<p style="text-align: center;"><b>REFERENCE TO LP21</b></p> <ul style="list-style-type: none"> <li>• Vocabulary</li> <li>• Pronunciation</li> <li>• Grammar</li> </ul>
<p style="text-align: center;"><b>PRE-TASK</b></p> <ul style="list-style-type: none"> <li>• Pupils learn the clock time. What time is it?</li> <li>• They listen and read Task 3 p 30 'What are they doing?'</li> <li>• They listen 'The mistake' Complete the clocks and write the sentences.</li> </ul>	<ul style="list-style-type: none"> <li>• They put the time into the clock.</li> <li>• Pupils rehearse the time and the sentences to each drawing. They may learn it by heart.</li> </ul>	<p style="text-align: center;"><b>LANGUAGE SUPPORT</b></p> <ul style="list-style-type: none"> <li>• Possible sentences in the AB at p 32 at the bottom.</li> <li>• When do you get up?</li> <li>• What are you doing afterwards?</li> <li>• Draw the time into the clock.</li> </ul>
<p style="text-align: center;"><b>TASK INSTRUCTION</b></p> <ul style="list-style-type: none"> <li>• Draw your diary with line men in 6 pictures.</li> <li>• Add the time into the clock.</li> <li>• Exercise or learn your sentence and the time by heart.</li> <li>• Present your work in groups of three.</li> </ul>	<p style="text-align: center;"><b>TASK OUTCOME</b></p> <ul style="list-style-type: none"> <li>• Presentation of the diary to other pupils.</li> <li>• Pupils compare their works with the others.</li> </ul>	<p style="text-align: center;"><b>PRESENTATION FORM</b></p> <ul style="list-style-type: none"> <li>• Oral presentations in groups of three.</li> </ul>
<p style="text-align: center;"><b>LANGUAGE FOCUS</b></p> <ul style="list-style-type: none"> <li>• What time is it?</li> <li>• When do you get up?</li> <li>• 7.00 o'clock. Time to get up.</li> <li>• I'm getting dressed at .. (ing-form)</li> <li>• Fluency in speaking.</li> <li>• Gifted Pupils could do it by heart.</li> </ul>	<p style="text-align: center;"><b>ESTIMATED TIME</b></p> <ul style="list-style-type: none"> <li>• To set up 1-2 lessons (draw and learn reading)</li> <li>• To present to other groups (twice or 3 times)</li> </ul>	<p style="text-align: center;"><b>MATERIALS NEEDED</b></p> <ul style="list-style-type: none"> <li>• KV designed by the teacher.</li> </ul>

AUTHORS: Judith Zwiker Willi

# YW 1 Unit 5 Around the clock – My diary

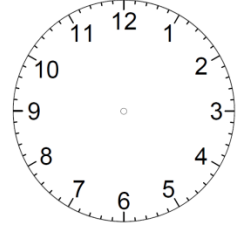
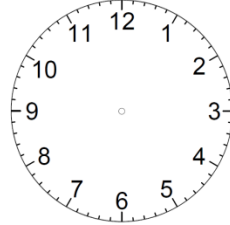
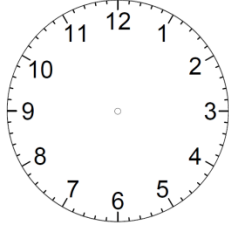
Name: \_\_\_\_\_



\_\_\_\_\_  
\_\_\_\_\_

\_\_\_\_\_  
\_\_\_\_\_

\_\_\_\_\_  
\_\_\_\_\_



\_\_\_\_\_  
\_\_\_\_\_

\_\_\_\_\_  
\_\_\_\_\_

\_\_\_\_\_  
\_\_\_\_\_

YW 1 Unit 5 Around the clock – My diary

Name: Janelle

 <p><u>Time to get up.</u></p>	 <p><u>I'm getting dressed.</u></p>	 <p><u>I'm having breakfast.</u></p>
 <p><u>I'm going to school.</u></p>	 <p><u>I'm having lunch.</u></p>	 <p><u>I'm playing with friends.</u></p>

Very good!  
Cindy